



AVALANCHE 1400

Fluid Bed Conical Destoner



Coffee Crafters

Post Falls, Idaho, USA

www.CoffeeCrafters.com

Coffee Crafters – 708 S. Clearwater Loop Ste 105 Post Falls, ID 85854
Phone 509-228-6916 Websites www.coffeecrafters.com [YouTube Page](#)
Contact US: info@coffeecrafters.com



TABLE OF CONTENTS

Introduction	Page 3
Specifications	Page 4
Warranty and Guarantee	Page 5-7
Unboxing Your Destoner	Page 8-9
Assembling Your Cart	Page 10
Attaching Destoner Parts	Page 11-15
Operating Instructions	Page 16-17
Parts List	Page 18-19



INTRODUCTION

Thank you for purchasing the Avalanche 1400 Fluid Bed Conical Destoner!

Your new Avalanche 1400 is the most cost effective destoner on the market today. Its patent pending design allows for greater capture of unwanted items in your freshly roasted coffee such as rocks, screws, and other debris that may have found its way into your coffee beans.

So what makes the Avalanche 1400 different?

- The conical design allows for a greater spread of beans across a larger surface to trap unwanted debris away more easily from your beans.
- The unrestricted air flow keeps the beans floating over the surface of the destoner creating a more effective separation of your beans from debris.
- Can handle up to 25 lbs. of beans at a time with a feed rate of 1400 lbs. per hour.
- The Destoner sits on a cart with wheels allowing for mobility and easy storage.

Your new destoner was engineered from the ground up to be easy to use and affordable for even the most casual of coffee roasters.

At Coffee Crafters, we don't just sell coffee roasting equipment. We provide support and educational resources to help you succeed as a roaster and grow your business.

Check out our videos on our YouTube channel to learn more about coffee, roasting, and marketing.

The Coffee Crafters team is eager to help you on your roasting journey.

Happy Roasting!

Ken Lathrop

President

Coffee Crafters



SPECIFICATIONS

Avalanche 1400 Destoner Specifications

	Avalanche 1400
Area	37.5 in ²
Total Weir Length	51.6 in ***
Initial Capture Area	17.74 in ²
Initial Capture Length	20.2 in
Minimum Floor Space for full system	18 in by 30 in

***The Avalanche 1400 has 2.5x more capture area than its closest competitors.

Blower Electrical Specs:

- 160 watts, 1.3-amps @ 115v

Pros:

- Unrestricted air flow
- Evenly dispersing beans into funnel
- 25 lbs. capacity hopper
- Filter pad on the lid to catch chaff debris
- 1,400 pounds per hour feed rate
- Attaches to a mobile cart on wheels with space for a bean container to catch all of your filtered beans



WARRANTY AND GUARANTEE

Avalanche 1400 Warranty

Your Avalanche 1400 Destoner has been manufactured and tested to the highest quality standards by Coffee Crafters. This Limited Warranty covers defects in material or workmanship on new Avalanche 1400 Destoners. The Warranty extends to the original purchaser only and is non-transferable. Only customers purchasing destoners from Coffee Crafters may obtain coverage under our limited warranty.

Coffee Crafters warrants this product against defects in material or workmanship as follows:

- Under normal installation per Coffee Crafters instructions, use, service, and maintenance for a period of one year from the original purchase date, Coffee Crafters will replace, at no charge, any product or part of the product that proves defective because of improper workmanship and/or material.

The specific warranties expressed are the ONLY warranties provided by the manufacturer. These warranties give you specific legal rights, and you may also have other rights which vary from state to state.

What is not covered by the Warranty

1. Conditions and damages resulting from any of the following:
 - a. Improper installation, delivery, or maintenance.
 - b. Any repair, modification, alteration, or adjustment not authorized by the manufacturer.
 - c. Misuse, abuse, accidents, unreasonable use, or acts of God.
 - d. Incorrect electric current, voltage.
 - e. Improper setting of any control.
 - f. Use of risers (pedestals) that are not authorized by the manufacturer.



- g. The Warranty is void if a product is returned with removed, damaged, or tampered labels or equipment, or any alterations.
2. Products purchased for use other than roasted coffee.
3. Any food loss due to product failures.
4. Expenses for travel and transportation for product service.
5. Consequential or incidental damages sustained by any person as a result of any breach of these warranties.
 - a. Some states do not allow the exclusion or limitation of consequential or incidental damages, so the above exclusion may not apply.
6. Equipment other than destoner purchased through Coffee Crafters.

If You Need Service

1. See the Maintenance/Troubleshooting section of this manual.
2. If you are still having issues with the destoner, give us a call or send us an email
 - a. Phone: 509-228-6916
 - b. Email: info@coffeecrafters.com

30-Day Complete Satisfaction & Money-Back Guarantee

We want you to be fully satisfied with every item that you purchase from Coffee Crafters. If you are not satisfied with an item that you have purchased, you may return the item within 30 days of delivery for a full refund of the purchase price, minus the shipping, handling, or other additional charges. The item must be returned in new condition, in original boxes, and with all paperwork, parts and accessories to ensure full credit.



Return Instructions

1. Contact Coffee Crafters Customer Service Department at 1-509-228-6916 to begin the return process.
2. Pack the item securely in the original package, if possible. Enclose the return portion of the original packing slip with the item.
3. All products must be returned in excellent condition, in original boxes, and with all paperwork, parts and accessories to ensure full credit.
4. All return shipping charges must be prepaid. We cannot accept C.O.D. (cash on delivery).
5. Keep the Return Tracking Number from the package you are returning to ensure that the package is returned to the warehouse.
6. You can expect a refund in the same form of payment originally used for purchase usually within 10-15 business days of our receiving your returned product. Returned funds may reflect charges for incomplete components or damaged materials. Delays may be experienced in the case of incomplete returns. Please note that your shipping costs will not be refunded.

Receipt of Damaged or Defective Items

If you receive a damaged or defective item, contact Coffee Crafters Customer Service Department at 509-228-6916. Please supply the Representative with your order number, item number and tracking number from your original confirmation e-mail. The Representative will also need your e-mail address and phone number. We will make every reasonable effort to assist you with your return. If you do not contact Customer Service, you are responsible for all return shipping charges.

A defective item may be repaired or replaced within 90 days of purchase under Coffee Crafters Warranty.




UNBOXING YOUR DESTONER

1 Box: 24x24x24, 50 lbs.

- Hopper







ASSEMBLING YOUR CART

Step 1: Take the cart and flip it upside down.

Step 2: Place the screws of the wheels through the 4 holes on the legs so the wheels are facing you.

Step 3: Take one lock washer and one screw for each wheel and tighten them to the legs of the cart.

Step 4: Flip the cart right side up and move on to ATTACHING DESTONER PARTS in the next section.



ATTACHING DESTONER PARTS

Now that you have the cart assembled, you can now attach the destoner parts to it.

Step 1:


Place the destoner pot and blower assembly on top of the cart and feed the bolts attached to the cart through the holes in the pot with the logo facing you and the blower to your right (see picture below).





Step 2:

Use one lock washer and one screw for each bolt to tighten the pot to the cart.






Coffee Crafters



Step 3:

Place the Separating Funnel through the hole in the pot. You will need to line up the notch in the funnel with the screw on the side of the pot in order to get it all the way down. Once the funnel has cleared the screw, turn the funnel clockwise to lock it into place.





Coffee Crafters



Step 4:

Place the Top Hat on top of the Separating Funnel. Make sure it is not at an angle as this will cause the destoner to not work properly.



Step 5:

Place the Hopper Mount and Lid on top of the pot.





Coffee Crafters



Step 6:

Place the hopper on the hopper mount.



You are now ready to use your new Destoner!



OPERATING INSTRUCTIONS

The Avalanche 1400 Fluid Bed Conical Destoner was designed with ease of use in mind. These five simple steps are all it takes to run the machine.

Step 1: Plug in the Destoner and turn the power switch to ON.

Step 2: Place a bucket/bin underneath the cart to catch the beans.

Step 3: Pour ROASTED coffee beans into the hopper and wait for all the beans to go through the machine. DO NOT pour more than 25 lbs. of roasted coffee into the hopper at a time.

Step 4: Remove the hopper, lid, and top hat from the destoner and remove any debris found on the separating funnel.

Step 5: Repeat as needed.





PLEASE NOTE THE FOLLOWING:

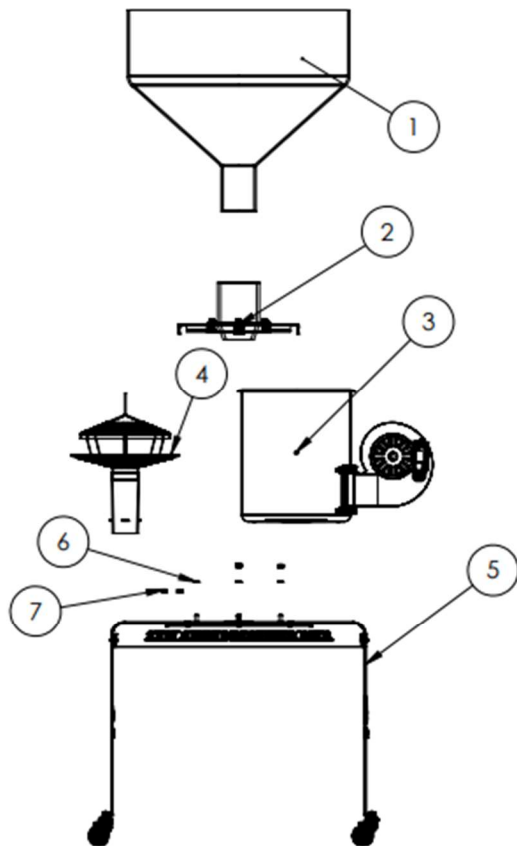
- DO NOT use green coffee beans with this machine. Roasted beans only!
- You must turn on the blower BEFORE you pour the beans into the hopper. Failing to do so will result in the debris not being separated from the beans.
- If you are still seeing rocks or other debris in your beans, make sure the separating funnel and top hat are properly in place.
- When in doubt, run the beans through the machine again. It is also a good idea to do a visual inspection of the beans before you grind them or package them.



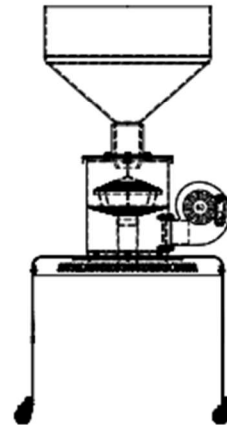
Coffee Crafters



PARTS LIST



ITEM NO.	DESCRIPTION	PART NUMBER	QTY.
1	Plastic Large Hopper	AV-1700	1
2	Lid Assembly	AV-1800	1
3	Housing Assembly	AV-1900	1
4	Inside Components Assembly	AV-2000	1
5	CCM Avalanche 1400 Destoner Cart	AV-2100	1
6	1/4" Lock Washer	R14KCGSD	4
7	1/4"-20 Hex Nut	95462A029	4





Coffee Crafters



ITEM NO.	DESCRIPTION	PART NUMBER	QTY.
1	Destoner Bain Marie Pot	AV-1910	1
2	8/32-7/32 Screw	91772A872	1
3	Inside Blower Mount	AV-1920	1
4	Blower Mount	AV-1930	1
5	Motor Assembly	AV-1940	1

7	HBOLT 0.2500-20x1.5x1.5-N	91247A546	4
8	HNUT 0.2500-20-D-N	95462A029	8
9	HBOLT 0.2500-20x0.75x0.75-N	92865A540	4
10	1/4" Lock Washer	R14KCGSD	4

DIMENSIONS ARE IN INCHES
TOLERANCES:
FRACTIONAL ±
ANGULAR: MACH ± BEND ±
TWO PLACE DECIMAL ±
THREE PLACE DECIMAL ±

PROPRIETARY AND CONFIDENTIAL

THE INFORMATION CONTAINED IN THIS DRAWING IS THE SOLE PROPERTY OF COFFEE CRAFTERS. ANY REPRODUCTION IN PART OR AS A WHOLE WITHOUT THE WRITTEN PERMISSION OF COFFEE CRAFTERS IS PROHIBITED.

FINISH

DO NOT SCALE DRAWING

Coffee Crafters

Material:

Description:

Housing Assembly

SIZE	Part #:	REV
A	AV-1900	1
SCALE: 1:5 WEIGHT:		SHEET 1 OF 5